




How to select and install Splash pan

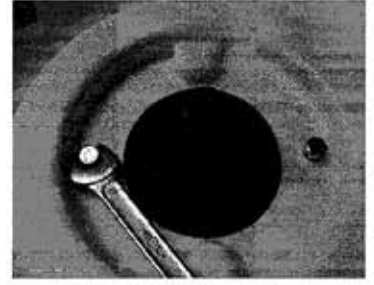
RK-2 bearing (round & no groove) = One piece splash pan Small




(1) Remove wheel head



(2) Remove the 2 bolts



(3) Tighten the 2 bolts



(4) Wheel head bolt must face to flat part of the shaft so the wheel head remains secure



(5) Tighten wheel head bolt from the hole in the splash pan